

# Allan Hancock College WALI Update

*Paul Murphy, PhD*  
*Vice President, Institutional*  
*Effectiveness*

# Demographic Trends

- Regional 12<sup>th</sup> grade enrollments static until 2021
- Decline in population of 18 - 24 year olds from 2016 to 2021
  - SLO County: Decline of 5.7%
  - SB County: Decline of 5%
- Low unemployment rate correlates to decline in community college enrollments
- Relatively low educational attainment

# External Initiatives: New Funding Formula

- Supplemental Allocation
  - Pell Grant recipients
  - California College Promise Grant recipients
  - AB 540 Students
- Student Success Allocation
  - AA and Certificates (students/not total awards)
  - Completion of transfer (college) level math and English
  - Transfer to a four-year university
  - Completion of 9 or more career/technical education (CTE) units
  - Attainment of regional living wage

# External Initiatives:

## California Community College Vision for Success

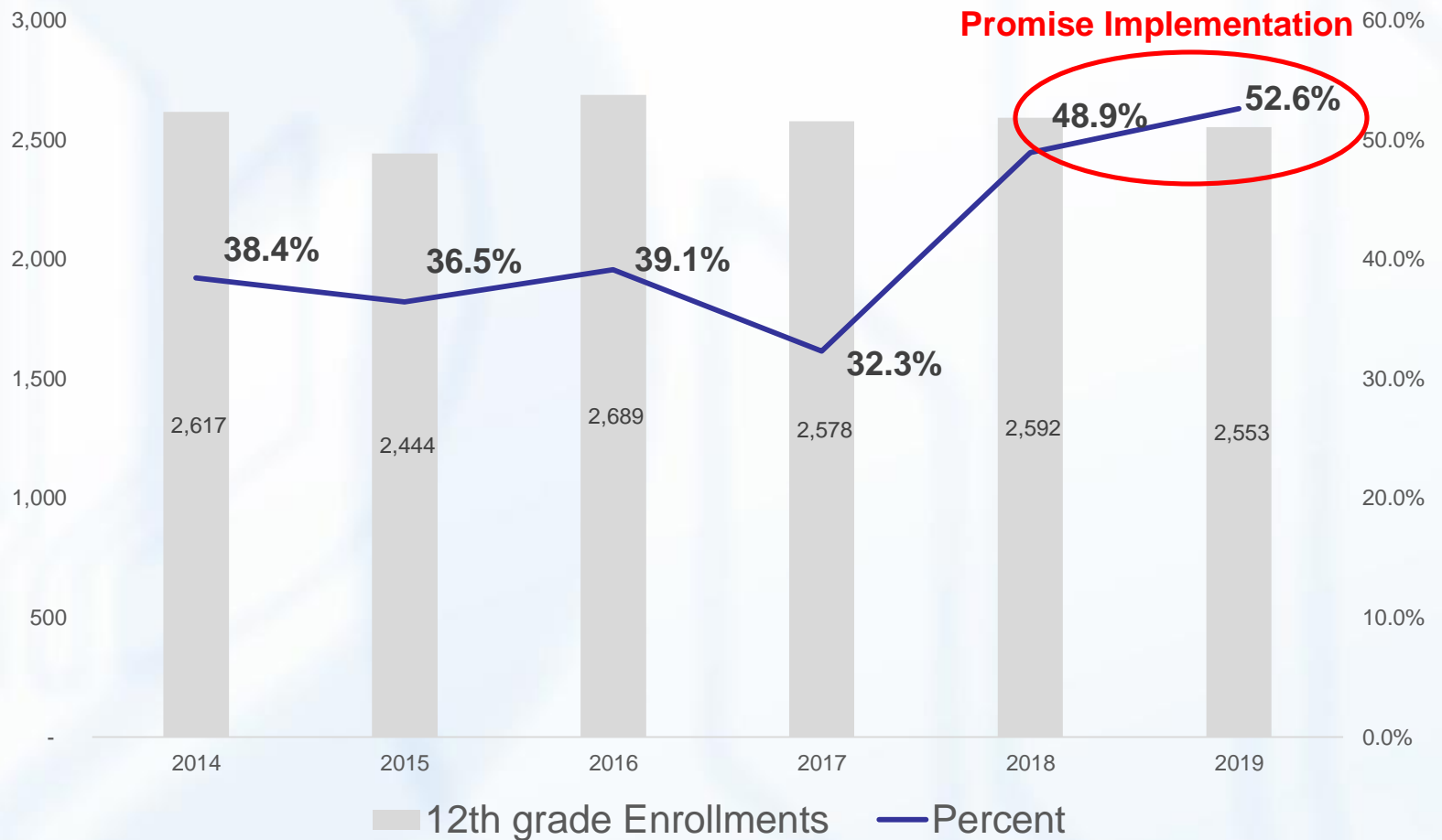
By 2021-22:

1. System-wide, increase by at least 20 percent the number of CCC students annually who acquire associate degrees, credentials, certificates or specific job skill sets.
2. Increase by 35 percent the number of CCC students transferring annually to a UC or CSU.
3. Decrease the average number of units accumulated by CCC students earning associate's degrees.
4. Increase the percent of exiting CTE students who report being employed in their field of study.
5. Reduce equity gaps

# Key Allan Hancock Initiatives

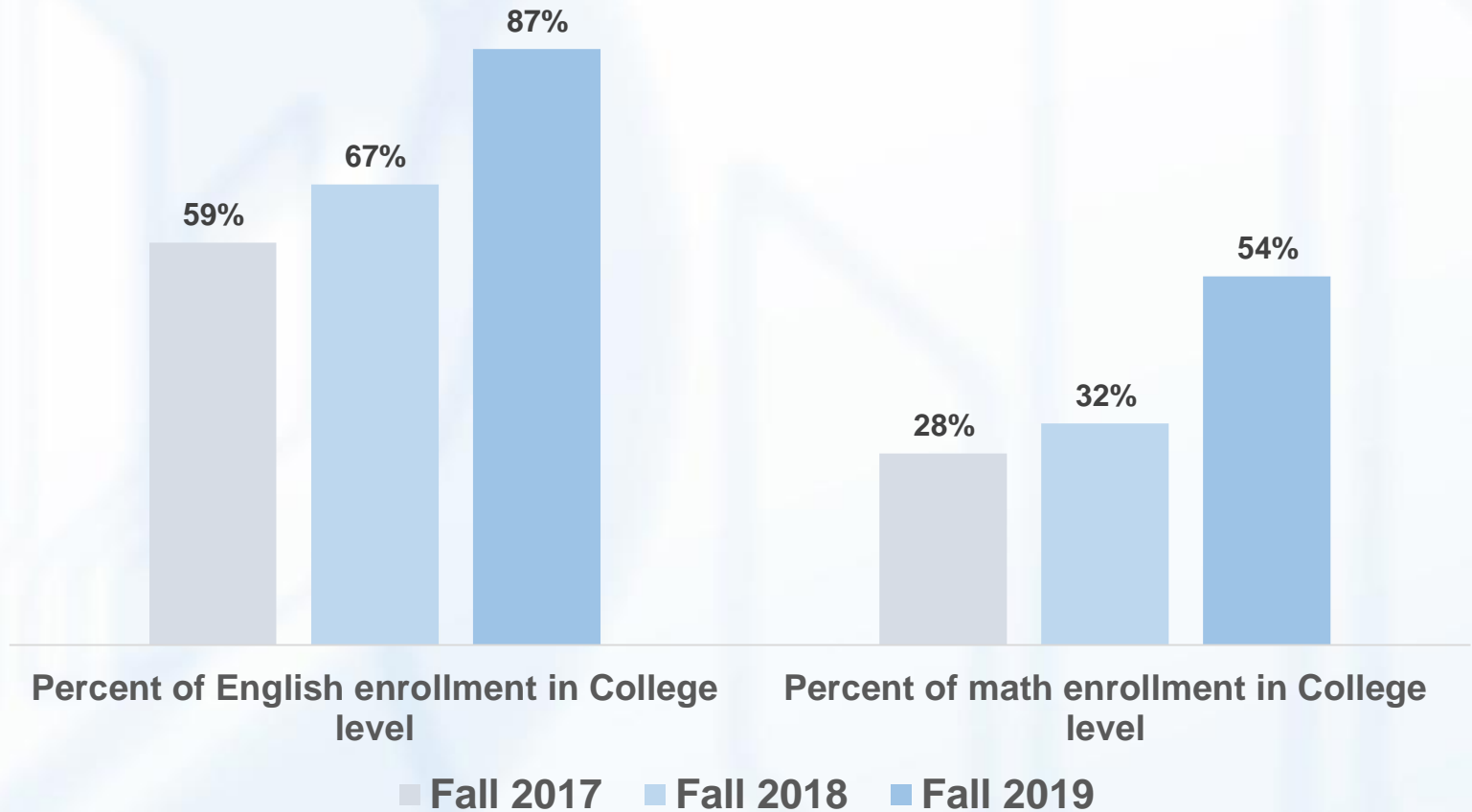
- K-12 Outreach/Promise
- Reduced emphasis on remedial coursework (AB 705)
- Guided Pathways
- Degree and Certificate Auto-award

# Allan Hancock College Going Rates: District Public High Schools



Percentages are fall enrollments immediately after graduation

# Readiness for College Level Coursework



First-time degree and transfer seeking students

# Offerings of Degrees and Certificates

- 30 Associate of Arts
  - 12 Associate of Arts – Transfer
- 55 Associate of Science
  - 9 Associate of Science – Transfer
- 121 Credit Certificates
- 13 Continuing Education Certificates



# Annual AA Degrees



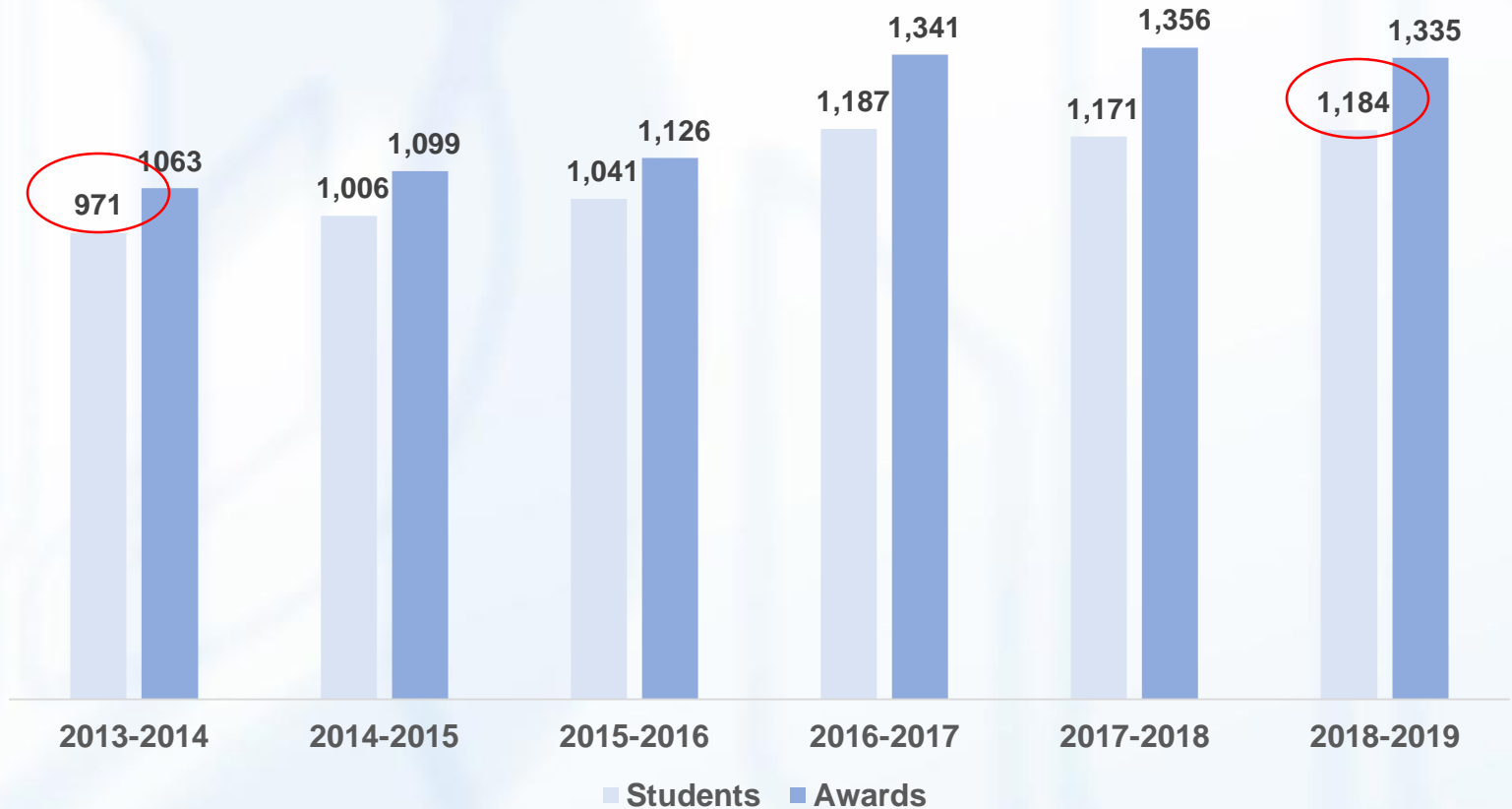
The number of students earning an AA/AS degree increased by 31% between 2013-14 and 2018-19

# Annual AA Degrees: STEM



Students in STEM fields earned 29% of total AA awards. Students earning STEM awards increased by 65% between 2013-14 and 2018-19.

# Annual Certificates



The number of students earning a certificate increased by 22% between 2013-14 and 2018-19

# Award Summary

- In spite of static high school 12<sup>th</sup> grade enrollments and a declining population of 18 to 24 year-olds:
    - Students earning an AA/AS award increased by 31%,
    - Students earning a STEM AA award increased by 65%, and
    - Students earning a certificates increased by 22%
- over the past five years.

# CTE Impact: Earnings

- Median Change in Earnings

Among short-term career education students who exited Allan Hancock College, the **median change in earnings** between the second quarter prior to the first academic year and the second quarter after the last academic year is

68%

# CTE Impact: Skills Builders

## Median Earnings Change

**+25.9%**

N=1,474

Disciplines with the highest enrollment	Median % Change	Total N
Police Academy	22.3%	266
Film Production	9.7%	234
Fire Technology	26.2%	187
Business and Commerce, General	27.8%	93
Child Development/Early Care and Education	54.0%	91
Environmental Technology	28.8%	83
Accounting	58.2%	73
Nutrition, Foods, and Culinary Arts	39.2%	61
Office Technology/Office Computer Applications	38.8%	54
Automotive Technology	66.9%	53

The median percentage change in wages for students who complete CTE coursework and leave without receiving a traditional outcome, such as transfer or an award.

# Literacy

(WALI Goals #2 and #4)

- Third to seventh grade reading/writing/literature (NESL/Pre-GED):  
2,800 completers over five years
- Eighth grade and above reading/writing/literature (NESL/high school equivalency/GED prep):  
1,160 completers over five years

# New Vocational ESL Program: Family Childcare License Preparation (WALI goal #5)

Vocational ESL courses in family childcare business, child health and safety, developmental needs of children, history of child development, guidance and interaction, the importance of play, infant and toddler care



# Thank You!